


“The right of voting for representatives is the primary right by which all other rights are protected. To take away this right is to reduce man to slavery.”

Thomas Paine





ILLINOIS BALLOT INTEGRITY PROJECT

Make Every Vote Count . . . Count Every Vote

1433 W. Thome - Chicago, IL 60660 - 773/338-3564

<http://ballot-integrity.org> - contact@ballot-integrity.org

Pollwatcher Toolkit



***Voter rights
Pollwatcher checklists
State hand outs
Election Code***

Blog your experiences
Visit our Hotsheet




***Your input is vital for
transparent elections***

How do we know that the election machines are *interpreting* our vote correctly?

How do we know that the machines are *tallying our vote* correctly?

Software that runs the machines is proprietary and secret and cannot be viewed

Pollwatchers—Fundamental to transparent fair and free elections




U of Michigan Princeton

Hacked into a AVC Edge—removed some screws to gain access

Did not disturb the security seals; input Pac-man & played on machine

Yellow button on back allowed manual votes over and over



Argonne National Lab Vulnerability Assessment Team

Secretly took over an election machine wirelessly and remotely with \$26 in parts

No security seals broken--access was done with a paper clip

All election machines vulnerable

No security testing is done on election machines to determine presence of a hacking device



Why POLLWATCH?

Voters, candidates
need to know
someone is watching
over their vote

Engage further in the
electoral process

Election machines and
tabulators are insecure,
unreliable and
inaccurate

***IN ILLINOIS:
NO ELECTION NIGHT AUDIT IS
DONE TO DETERMINE IF THE
VOTE IS ACTUALLY CORRECT!***

Pollwatch

Are you a registered voter in Illinois?

You may pollwatch if you represent:

- A civic organization—1 person per poll
- Candidate—1 person per poll
- Proposition—1 person per poll
- Political Party—2 persons per poll



This

Role of Pollwatcher



Not This

Be the eyes, ears, sentinel of Election

- Jot down any problems, especially:
 - Start of the election—early morning
 - Throughout the day—conduct of election
 - Close of election—evening

- During materials drop-off—election night
- Tabulation of the vote—election night

- Absentee ballots—before, after the election
- Provisional ballots—check eligibility of vote



FILL IN IBIP'S INCIDENT REPORTS

- Eligibility

Ensure those eligible can vote

Challenge voter's eligibility or conduct

SEE BALLOT ENTITLEMENT SHEET

- Challenge

Presence of unauthorized individuals or
conduct of election judge or voter

- Voters may **NOT USE** cell phone
in voting booth

Other Persons allowed in the Poll

- Chicago Board of Elections Field Investigators
 - US & IL Attorney General Offices
 - Cook County States Attorney Office
 - Chicago Corporation Counsel's Office
 - State Board of Election
-
- All of above MUST:
 - Show credentials
 - Must have a letter from Board of Elections conferring on them authority to handle election materials
 - Letter to be placed in Envelope (47)
 - Credentialed media may film election
 - Exit pollers MUST be outside of Campaign Free Zone





Be courteous to the election judges
Engage in friendly conversation!
Bring them food or beverages!



It's a very LONG day!





Election Judges are the authority in the poll.

A police officer has **no** jurisdiction over an election—unless there is a crime committed at the poll.



NO "HEAD" JUDGE—
EQUAL STANDING
No BULLIES

Majority of judges
must vote
To challenge or to
overturn a challenge



ILLINOIS BALLOT INTEGRITY PROJECT

Make Every Vote Count . . . Count Every Vote

1433 W. Thome - Chicago, IL 60660 - 773/338-3564

<http://ballot-integrity.org> - contact@ballot-integrity.org

Be prepared, confident:

Know VOTER rights and eligibility

Know YOUR pollwatcher rights

Print and read the Chicago Pollwatcher Toolkit

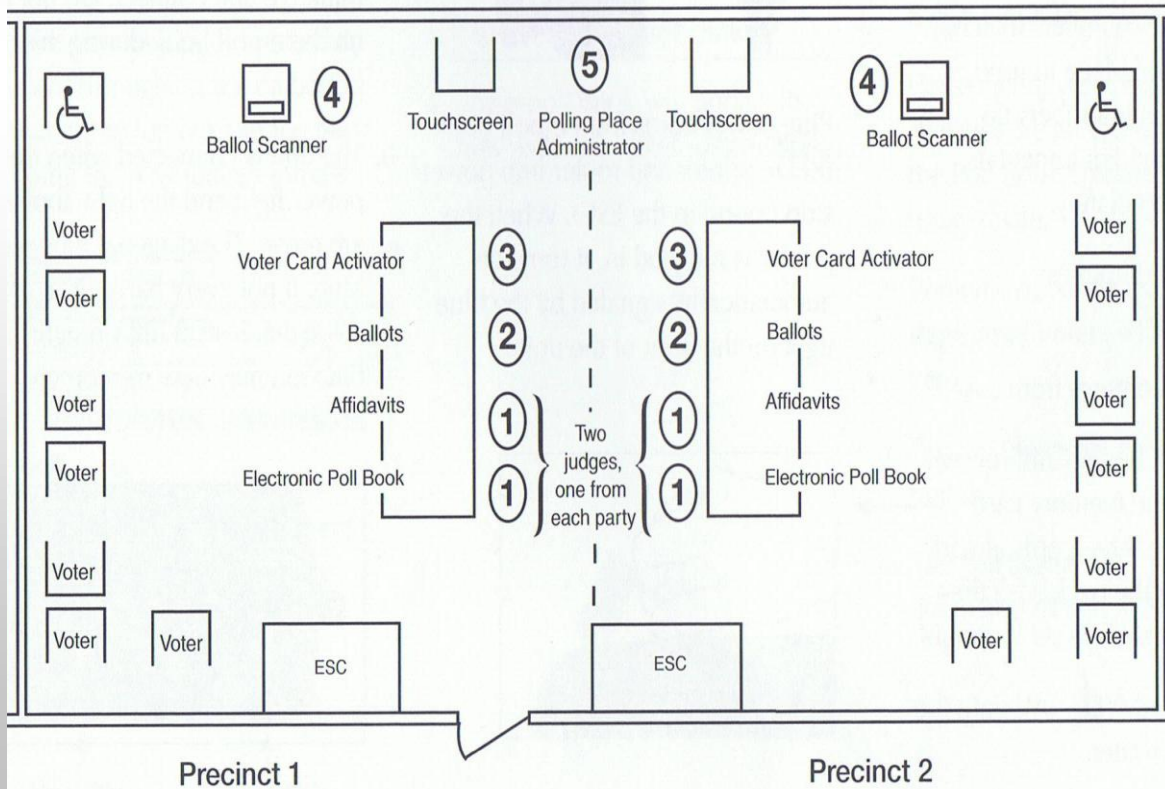
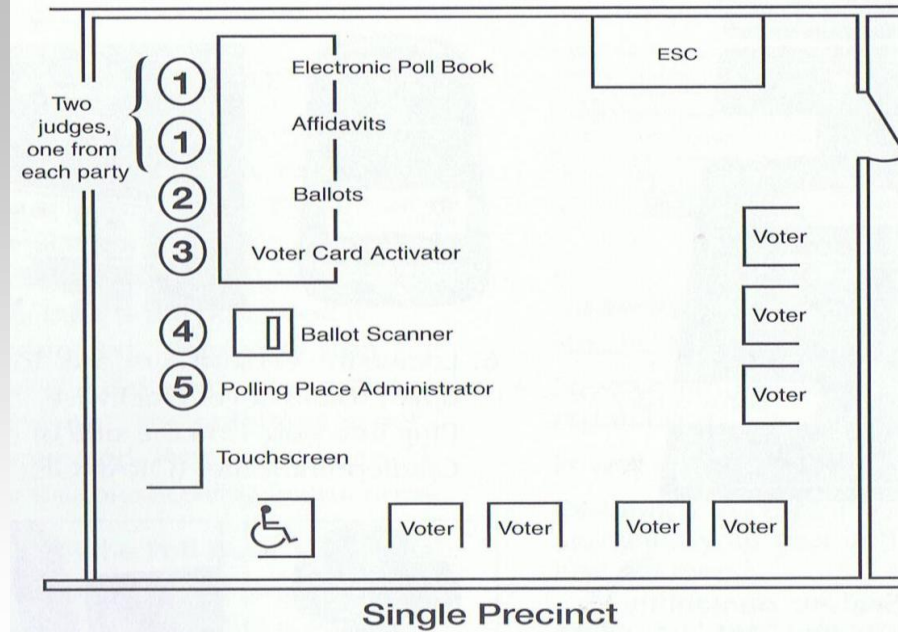
www.ballot-integrity.org

Know what to do!



Night Before Election

- Check any poll—you do NOT need a poll watcher credential
- Check layout; talk to the judges; get to know them; BE FRIENDLY, not pushy, non-threatening
- You may take pictures**, videos, notes (defer to good judgment)



- Note: SECURITY
- Accessibility
- Voter privacy
- Safety—cords trip
- Signage

**Please get permission from church to take pictures in poll room

**Do not take pictures, videos of judges without their OK

**Pictures of set up, signs, etc.

Checklists Pollwatcher & Machine:

EARLY MORNING CHECK

- ✓ no electioneering—within 100' from poll entrance****
- ✓ machines left out all night and /or in unlocked room
- ✓ seals of machines and serial numbers intact
- ✓ zeroing of the machines—observe zero tally tape
- ✓ names and affiliation of judges, pollwatchers, others
- ✓ observe setup and machine function
- ✓ supplies are adequate—flair type pens for optical scan
- ✓ paperwork, signage, and ballots are correct
- ✓ posted sign for changed poll, where necessary

Pollwatchers must NOT:

Touch election material

Interfere with the election

FILL IN IBIP'S INCIDENT REPORTS

Check the Seals on all Machines



Make sure all seals are intact & match serial numbers issued

Check—Optical Scan zero report



Check—No ballots in the ballot box



SEQUOIA OPTECH INSIGHT

21st Century Optical Ballot Counting System!

HPX. K/K1. 42. 050816. 1100
HARDWARE DIAGNOSTICS PASSED

APX 2.12 050905. 1320
Insight serial number is 503,421
Protective counter number is 127

5:15:00 AM

5:15:10 ALL CHECKSUMS O.K.

ELECTION

Election parameter data created from
EMS database of 12:00:00 PM

5:15:11 AM

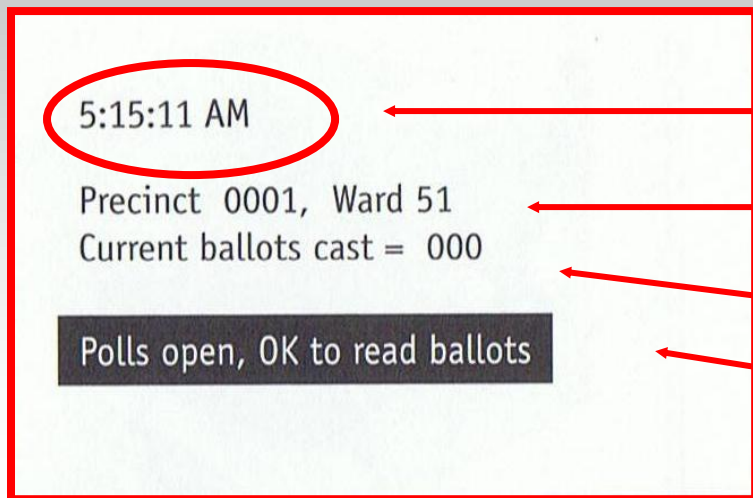
BALLOT REPORT

Insight serial number is 503,421
Protective counter number is 127

Precinct 0001

- COUNTED	_____	000
- NOT COUNTED	_____	000
= TOTAL BALLOTS CAST	_____	000

Check zero tape for:



Correct date and time of day

Precinct and ward

Current Ballots Cast = 000

Polls Open, OK to read ballots

● Green light should appear on machine

Judges lock back of optical scanner—places key in blue supply box



Touchscreen (TSx)

Print Official Zero Proof report

Judges do not sign the zero tape
keep it intact in the machines

Checklist during the day


- ✓ view **all papers & equipment** including:
- ✓ machines—serial #s, tallies, total count (odometer TSx), malfunctions, (freezing, jamming, etc.) memory card failures
- ✓ names and affiliations of judges, technicians, others
- ✓ judge(s) herding voters to touchscreen machine
- ✓ asking voter for photo ID, social security number
- ✓ judges to initial ballot application, ballots
- ✓ voters unable to vote, moved, wrong precinct
- ✓ assist a voter if they ask you to
- ✓ anything that may be unusual, unlawful
- ✓ intimidation, electioneering
- ✓ **GOTV efforts are allowed EXCEPT Pollwatcher credentials**



***IL Election code:
Pollwatchers***

***CANNOT touch
election materials***

Begin Election: Judge asks VOTER'S name



ELECTRONIC POLL BOOK

- Judge looks up the name in electronic poll book—may ask address
- Judge may ask for ID with name if they cannot understand the voter
- Voter may ask for language ballot application and / or interpreter—check signage
- If voter application *not found*, judge **MUST** review other sources to determine voter status, like **CITY WIDE SEARCH** first
- Voter application indicates if voter has **voted early, grace, or absentee**
- **Judges to determine voter's rights to vote full ballot**

[SEE BALLOT ENTITLEMENT SHEET](#)

Judge to update voter information if needed—**correction report**

Voter knows family member on list is deceased

Voter may be directed to old precinct

Voter to request assistance if needed—**both** the voter and the person providing assistance must fill out affidavits attesting assistance

Two judges—one from each party **shall** assist if voter has no one to help

Those who may NOT assist:

Voter's employer agent of employer
Agent of voter's Union

Voter can request language specific ballot—Spanish, Chinese, Hindi

Every effort should be made for voter to vote full ballot

CORRECTION REPORT

Pct: _____ Ward: _____

Use this form to report any errors found on the Applications for Ballot. Enter deceased, duplicate, misspelled name, etc below. This report should be removed and must be placed on top of the Application Spindle.

NAME
ADDRESS
CORRECTION

NAME
ADDRESS
CORRECTION

NAME
ADDRESS
CORRECTION

NAME
ADDRESS
CORRECTION

NAME
ADDRESS
CORRECTION

Each Judge of Election must sign his/her name below.

_____ Signature Judge of Election	_____ Signature Judge of Election	_____ Signature Judge of Election
_____ Signature Judge of Election	_____ Signature Judge of Election	_____ Signature Judge of Election

(Use reverse side if necessary)

FORM 1

Immediate action for below

JUDGE MAY NOT ASK VOTER FOR

PHOTO ID unless voting early

ONLY 2 forms of ID

1 WITH CURRENT NAME & ADDRESS

(asking for photo ID can be form of intimidation)

Asking for Social Security Number

STRICTLY PROHIBITED—voter cannot be denied ballot for refusal to provide social security number

(last four numbers MAY be stated for **mail-in registration** OR voting provisionally)

Soc Sec # xxx – xx - 1234

1 ID—Current Name and Address

- valid and current Illinois driver's license
- valid and current state ID issued by the Illinois Secretary of State
- copy of a current and valid photo ID utility bill
- bank statement with name and address
- recent government check
- recent paycheck
- recent government document that shows current school or college ID card

INACTIVE VOTER


- Voter who has not cast a ballot in two federal elections
- Mail canvas requesting if voter still lives at current address is delivered to election authority as “return to sender”
- If voter can provide ID that that he or she IS an ACTIVE voter, person can vote

ABSENTEE CANCELLATION—At correct poll

Voter **MAY CANCEL** absentee ballot & issued new ballot
OR may cancel absentee ballot if damaged

Voter to submit before judge an affidavit that states:

- (1) Voter did not receive absentee ballot**
- (2) Voter completed absentee ballot, it was sent, Election Authority did not receive**

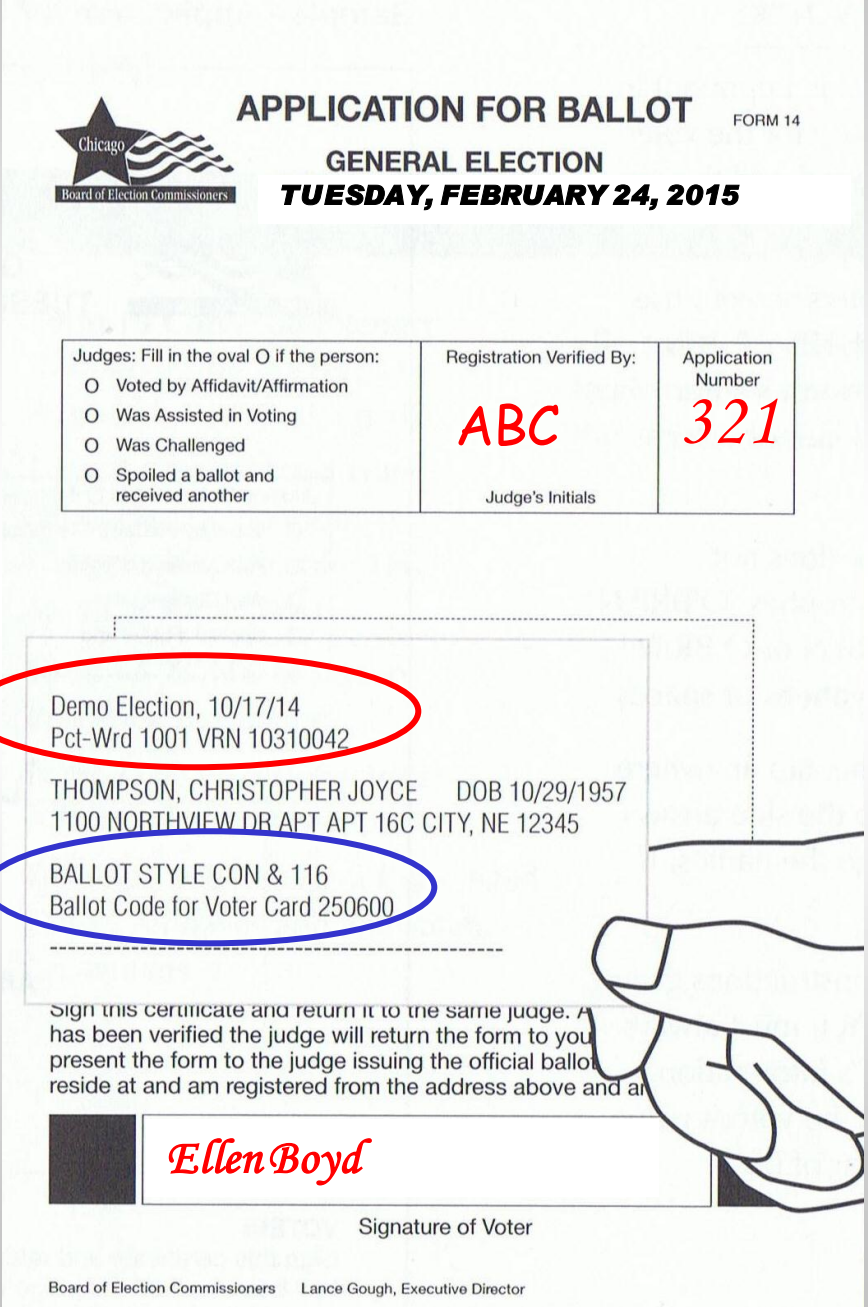


Printing up Voter Application

- Judge must initial ballot applications
- Voter to **check**—Correct Precinct / Ward Ballot Style
- Voter to sign application
- Judge checks signature
- Judge to sequentially number ballot applications
- Place application on spindle
- Correct ballot type issued to voter—VOTER CHECK!
- Referendums on ballot
- Judge to initial ballots

Judges Initials

DEF



Chicago
Board of Election Commissioners

APPLICATION FOR BALLOT FORM 14
GENERAL ELECTION
TUESDAY, FEBRUARY 24, 2015

Judges: Fill in the oval O if the person: <input type="radio"/> Voted by Affidavit/Affirmation <input type="radio"/> Was Assisted in Voting <input type="radio"/> Was Challenged <input type="radio"/> Spoiled a ballot and received another	Registration Verified By: ABC Judge's Initials	Application Number 321
--	---	----------------------------------

Demo Election, 10/17/14
Pct-Wrd 1001 VRN 10310042

THOMPSON, CHRISTOPHER JOYCE DOB 10/29/1957
1100 NORTHVIEW DR APT APT 16C CITY, NE 12345

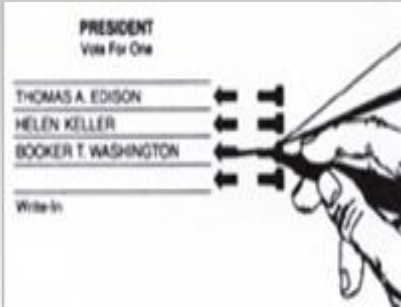
BALLOT STYLE CON & 116
Ballot Code for Voter Card 250600

Sign this certificate and return it to the same judge. A has been verified the judge will return the form to you present the form to the judge issuing the official ballot reside at and am registered from the address above and at

Ellen Boyd
Signature of Voter

Board of Election Commissioners Lance Gough, Executive Director

VOTE ON PAPER—IT'S SAFER



Ballots hand counted in the event of a recount

Prohibitive cost in recount with touchscreens

Interpret intent of voter, archived, permanent

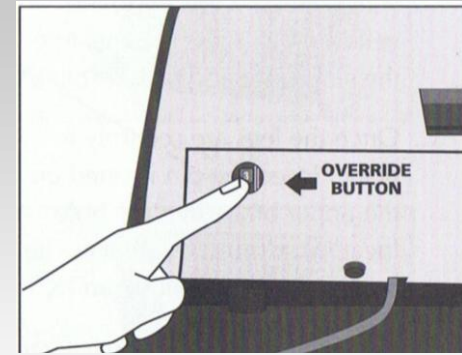


- Privacy cover over ballot
- Judges not to look at ballot
- May help with inserting ballot
- Help with jammed ballot
- Check counter—increase

Correct ballot issued depending when & where voter is registered

Machine will reject ballot:

- Over-vote—more than one vote cast PER RACE
(voter informed RACE vote will not be counted)
- Under-vote—voter did not vote on a race, referendum
- **Defective ballot—machine jam and /or ballot mutilated occurs regularly—call outside campaign free zone**
- No judges initials on ballot
- **Voter can vote ballot as is, correct it, or request new ballot**
- **First ballot is then “spoiled” placed in spoiled ballot envelope**
- **Voter issued & casts new ballot**




**OVER RIDE BUTTON
ON BACK**

FILL IN IBIP'S INCIDENT REPORTS

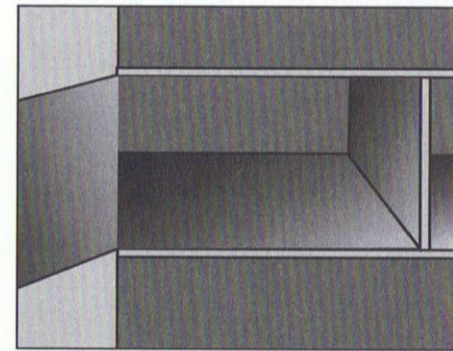
Ballot Scanner Fails OR Zero Tape **IS NOT 0000**

1. ESC used
2. Ballot Box Portion in ESC—check no ballots
3. Turn to lock ballot box portion of ESC
4. Seal with orange seal and document number
- 5. Deposit Ballots in the locked & sealed ESC**
6. No provisional ballots to be placed in ESC
7. No privacy covers

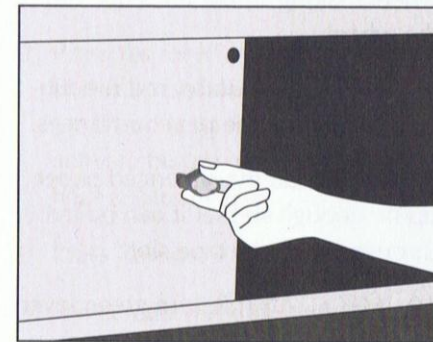
Pollwatcher—document time(s)
types of problem & technicians



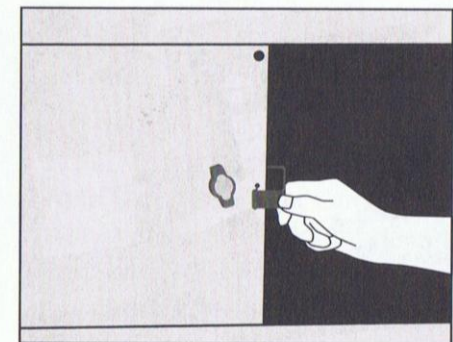
1. ESC



2. ESC Ballot Box Portion

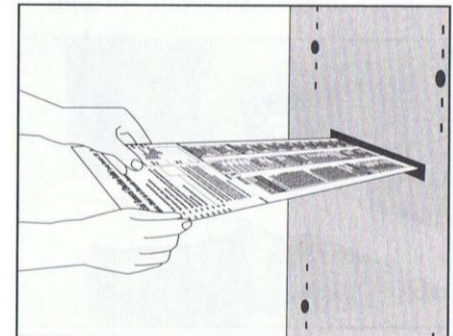


3. Lock Ballot Box





4. Ballot Box Sealed

- 5. Deposit ballots in ESC**
- 6. No provisional ballots**
- 7. No privacy covers**



Touch Screen Vote Activator




- Application for Ballot must be initialed by judge
- Judge activates card
- Voter uses card for voting
- Voter should be prompted to see instruction card on touchscreen
- Voter should make sure that printed paper tape is correct
- Voter should be asked to check their ballot PRIOR to casting—in case they would like to cancel ballot

If a touchscreen fails on election day, the voter should be offered an optical scan ballot

If an election judge is not following the law or a procedure what should the pollwatcher do?

Please have restraint and
POLITELY point it out



More
Gandhi
Less
Storm
Trooper



Point out wrong procedure



Confusion—type of ballot for voter

SEE

Ballot Entitlement Sheet

Is voter on voter roll?

Is voter at the correct poll?

Did voter register or re-register?

Did voter move?

Where and when?

Did the voter change his or her name? When?

March 2015

For Registered Voters

Sunday	Monday	Tuesday	Wednesday	Thursday	Friday	Saturday
1	2	3	4	5	6	7
Changed Name Lives in <u>Same Precinct</u> CAN VOTE FULL BALLOT			Moved any time before March 8 th and Didn't Re-register CANNOT VOTE			
8 30 Days before election	9	10 Moved Outside <u>Precinct</u> Changed Name CANNOT VOTE	11 Moved In <u>Same Precinct</u> CAN VOTE FULL BALLOT 27 days prior to election	12	13	14
Moved Lives in state Didn't re- register CAN VOTE IN OLD PRECINCT Mar 8 - Apr 7	16			19	20	21
	23	24	Grace Registration & Voting Mar 11 - Apr 4	26	27	28
29	30	31				
Early Voting Begins March 23, 2015 WE DO NOT RECOMMEND: Electronic touchscreen voting!				<u>VOTE ON PAPER—</u> <u>IT'S SAFER!</u>		

Report Improprieties to Judges

Photo ID, Social Security number

Intimidation

Electioneering

Wrong Ballots issued—BALLOT ENTITLEMENT SHEET

Unauthorized persons in poll (no credentials)

Unusual problems with machines

Wrong procedure—IL Election Code

Other—supply of ballots, materials

Judge persists—call your organization's authority, Chicago Board of Elections, 1 866 OURVOTE, State's Attorney Office,

[blog at ballot-integrity.org](http://blog.ballot-integrity.org), Fill in affidavit,

IBIP incident report

KINDS of ballot in the poll

Full Ballot—Can vote for all races in the voting districts: local, county, state and federal

Federal Ballot—Vote for federal races

Provisional Ballot—Must show proof of identity within **7** days at the Chicago Board of Election, *if proper ID* is not available on election day

An election judge will issue a provisional ballot at your polling place if:

- Voter's name **does not** appear on the lists of registered voters for the precinct.
- Voting status has been **challenged** by an election judge, poll watcher or another voter and **a majority of election judges agree**.
- A court order is issued instructing your polling place to remain **open after 7 p.m.** (Everyone voting after 7 p.m. must cast provisional ballots if this occurs).
- Voter is required to show ID because voter **registered by mail**, but he or she did not bring ID to the polling place on Election Day.
- The voter's name appears on the list of voters who voted during the early voting period, but **voter claims not to have voted during the early voting period** .
- The voter received an absentee ballot but **did not return the absentee ballot** to the election authority

*** Every effort should be made for voter to vote full ballot ***

Provisional Ballots—DO NOT go in Ballot Scanner

Two forms of ID to validate provisional ballot

- Current driver's license number
- Last four numbers of social security number
- A copy of a utility bill, bank statement, government check paycheck
- Other government document showing your name and address
- Voters who do not have current ID available at poll, have 1 week to get ID to the election authority
- **TUESDAY APRIL 14th (before office closes)**

APRIL 2015

SUNDAY	MONDAY	TUESDAY	WEDNESDAY	THURSDAY	FRIDAY	SATURDAY
			1	2	3	4
5	6	7	8	9	10	11
12	13	14	15	16	17	18
19	20	21	22	23	24	25
26	27	28	29	30		


Check List At Closing:

- Ask for the number of spoiled, provisional, and write-in ballots, change of address
- Total number of ballot applications
- Observe chain of custody— all memory devices
- Memory pack from optical scan
- Cartridge from touchscreen

Check seals: On boxes, cases

- Blue cabinet (ESC) is secured—locked with the key and with a seal
- Seals on ballot bags should be signed by judges

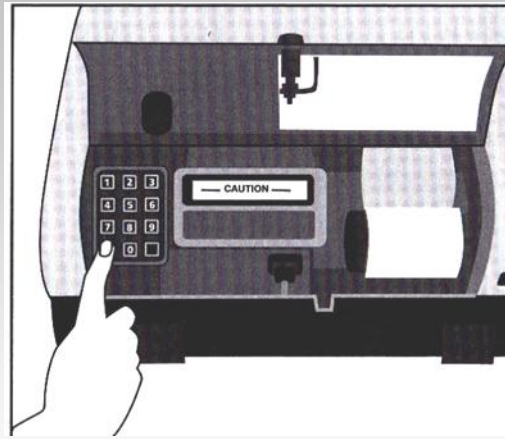
Ending Election—Optical Scan Machine



Unlock ballot scanner rear door

Judge removes ballot scanner key from blue supply box

Unlock the rear door of the ballot scanner on back.



Close the polls on ballot scanner

Press “Print Totals” button.

Message: Ready to close Poll:

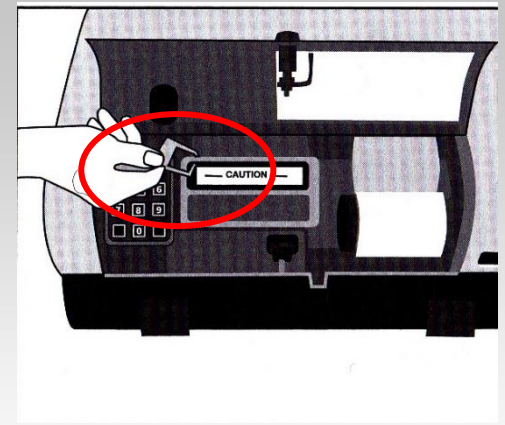
YES—Press 0

NO—Press 9

If YES, results tape will print.

Record number from counter on machine. Remove zero tape, no signatures required.

Zero tape in transfer case



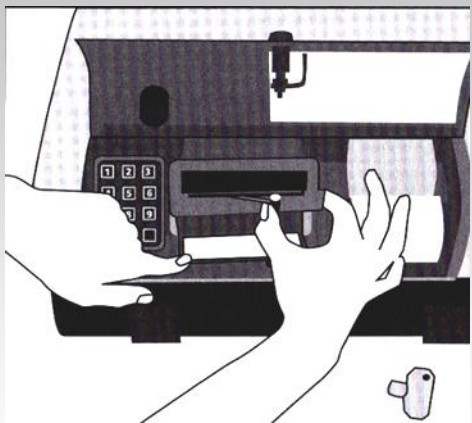
Unplug machine & break the Seals

Judge to break the read seal on the memory pack door and place inside the Broken/ Used Seal Bag.

[Chapter 7--Closing the Polls](#)


JUDGE MUST NOT REMOVE MEMORY PACK IF BALLOT SCANNER IS PLUGGED INTO A WALL OUTLET OR EXTENSION CORD

Removing the Memory Pack



Hold Memory Pack Door Open

Lift the lever up and slide to the right. The memory pack will partially slide out.



Remove the Memory Pack

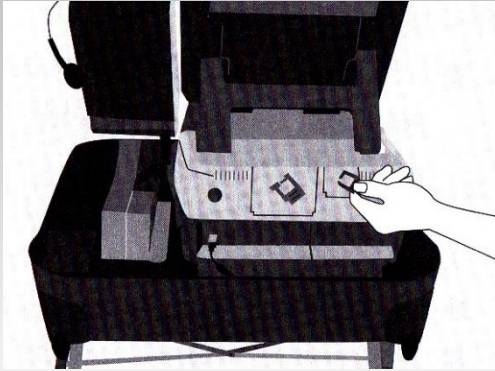
Pull out memory pack. Slide the lever back to the original position and close memory pack door.

POLLWATCHER—NOTE SECURITY OF MEMORY PACK

JUDGES TO KEEP POSSESSION OF MEMORY PACK AT ALL TIMES

**JUDGE MUST NOT REMOVE MEMORY PACK IF BALLOT SCANNER IS PLUGGED INTO A WALL
OUTLET OR EXTENSION CORD**


Ending Election—Touchscreen Machine



Close Polls

Break the seal located on the Polls Open/ Close door and open the door. Move the dial to Close. The results tape will automatically print.

Record the number from the Public counter on each copy of the Certificate of Results.

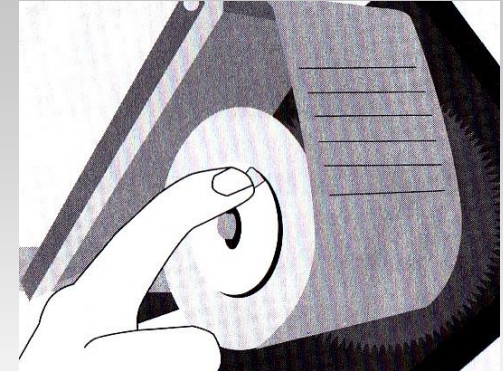


Turn Power Off

Press the power switch. *The unit will take a few minutes to completely shut down and the screen will become blank, only then proceed.*

Break red seal on Cartridge Port door. Remove the cartridge.

All seals go in seals bag.



Remove the Paper Roll from Touchscreen

Judges to follow procedure to remove the paper roll .

All judges must sign at the end of the used paper roll. Tape the loose end of the paper to the roll and place the paper roll in the transfer case.

[Chapter 7--Closing the Polls](#)

POLLWATCHER—NOTE SECURITY OF MEMORY PACK

JUDGES TO KEEP POSSESSION OF MEMORY PACK AT ALL TIMES

Consolidating the Results—With Voter Card Activator



Consolidating the Results

Insert the memory pack into the adapter connected to the voter card activator. **When the blue light goes on, push the memory pack into the adapter a little further.**

NOTE: if the memory pack is not inserted into the adaptor properly, it could corrupt the information that is recorded the memory pack. This could cause the consolidation of the results to fail. Make sure the silver line on the memory pack is even with the adaptor case.



Open the left side door on the card activator

Insert the Results Cartridge into the left side of the card activator in the USB2 port.



With both the Memory Pack and Results Cartridge inserted into the card activator, press the Consolidate button.

[Chapter 7--Closing the Polls](#)

Consolidation Receipt (CR) will print once consolidation has completed. Review to determine if consolidation was successful. Do not remove the **CR**.

If successful, do not remove the memory pack or results cartridge at this point. It is possible that consolidation may fail on one or both of the devices. CHECK the **CR** to find out if consolidation was successful or if it failed.

If consolidation fails on either the memory pack or the results cartridge, turn the unit off and then back on. Wait to initialize and the attempt consolidation again.

If consolidation fails a second time, you will transmit the results for the device that consolidated successfully.

Transmitting and Printing the Official Election Results Report



Raise the Antenna

It is located on the back of the card activator.

Press the “Print / Transmit” button. You will continue to transmit even if both cartridges did not consolidate. Press YES.

The message window will read “transmitting”. Once transmission has occurred a Transmission Receipt will print. Review the receipt to determine if transmission was a SUCCESS or if it FAILED. Do NOT remove the receipt.

If transmission FAILED, turn the unit OFF and then turn back ON.

NOTE: The Official Election Results Report will begin to print, do not wait for printing to finish, turn unit OFF to stop printing of Reports. Do not remove any tapes from the printer, leave attached until you have completed the transmission attempts and the Official Election Results Reports have printed.

Once the card activator initialized press “Print Transmit” again. The message will read transmitting. Once transmission has occurred, a Transmission Receipt will print. Review the receipt to determine if transmission was a SUCCESS or if it failed, do not attempt to transmit again.

[Chapter 7--Closing the Polls](#)

Card Activator will print 12 Official Election Results Reports

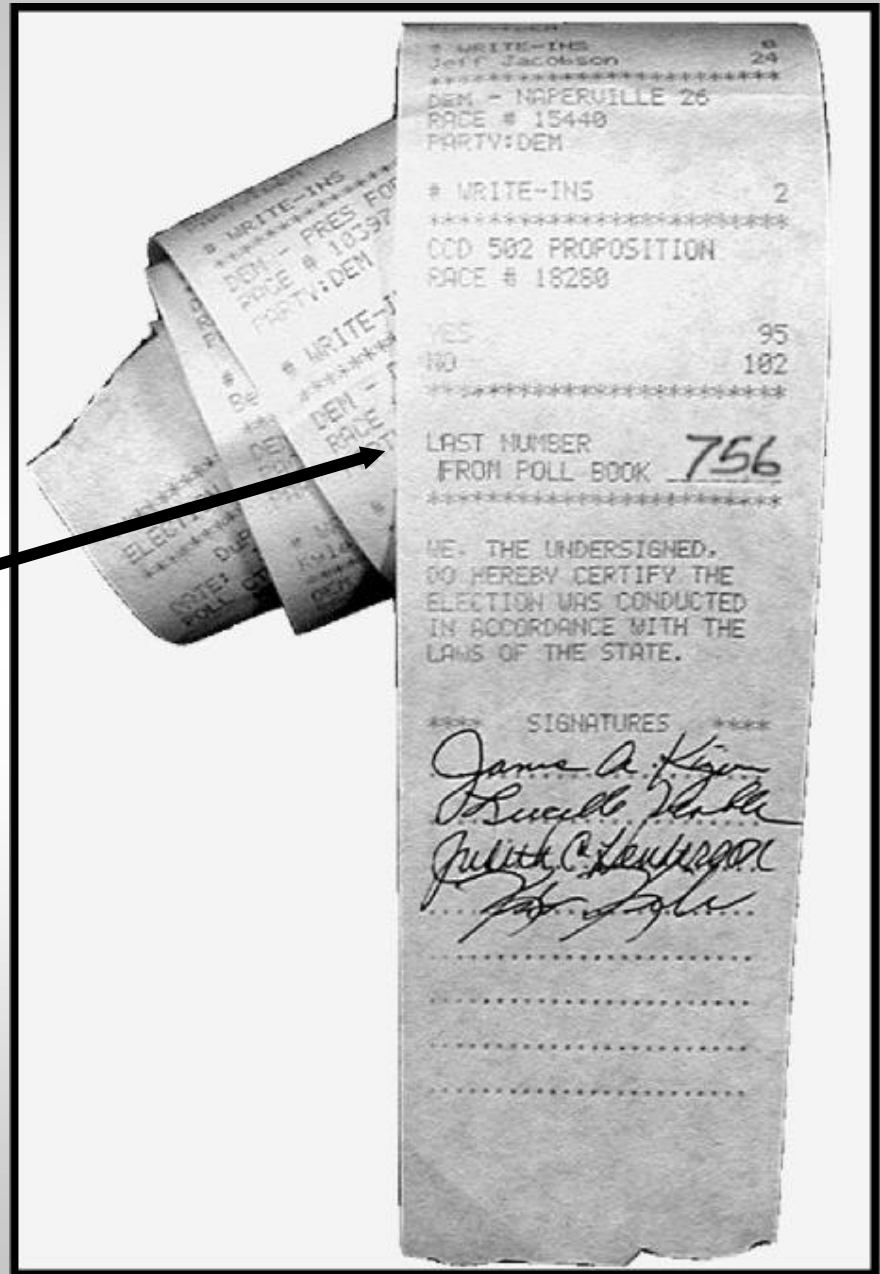
First Results tape will contain Consolidation Receipt and Transmission Receipt. Each judge must sign bottom of Results tape. Place one results tape to wall where all pollwatchers can view it.

Pollwatchers may be issued Election Results tapes. Card activator turned off. Memory Pack, Cartridge goes in white box and onto receiving station.



Poll tapes
*signed by all
judges*

Note last number
from voter application
book



Account for ALL Ballots—Placed in Plastic Bag

- Write in ballots in separate part of optical scan base
- Check ESC—for any ballots if **optical scan machine failed**
- **VERY IMPORTANT:**

For ballots deposited in ESC, (if the optical machine failed during the election), the ballots can be inserted into the optical scan, if it is operable at the close of the election.

If the ballot scanner is **INOPERABLE**, and ballots cannot be processed, then:

THE ORANGE SEAL must be affixed to outside portion of transfer bag, over the Board of Elections logo.

This will alert processing of all optical scan voted ballots.

- ALL VOTED ballots must be placed inside plastic bag and closed (**including UN-processed ballots from ESC**)
- Label reflects CORRECT precinct and ward
- Seal placed on plastic bag **MUST** be signed by Judges
- Judges **MUST** count all unused ballots, spoiled and damaged ballots.
- Check provisional ballots
- Certificate of Results, placed in envelope, sealed, signed by Judges

TRANSFER CASE—TO RECEIVING STATION

TRANSFER CASE ITEMS

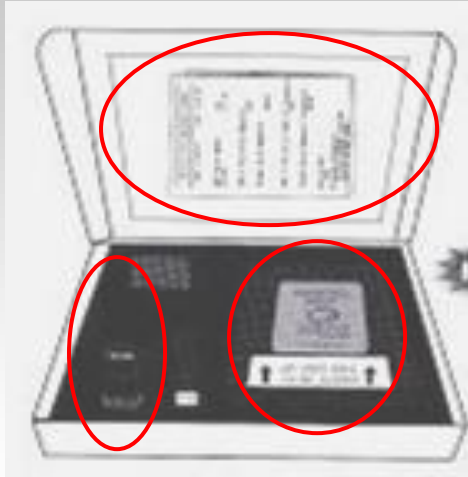
- Official Zero Proof report from Card Activator
- Sealed plastic bag containing all voted ballots; **Judges must sign seal**
- Envelope S—Spoiled Ballots
- Envelope D—Damaged Ballots
- Envelope W—Write-in Ballots
- Tape from Ballot Scanner
- Certificate of Results—(Form 80) with Official Election Results Report attached
- Paper Roll(s) from touchscreen printer
- Black seal on transfer case




7 PM--Polls Close
Be Aware of
memory pack / cartridge custody,
ballots
Ask for poll tapes from BOTH
touchscreen and optical scan
machines!



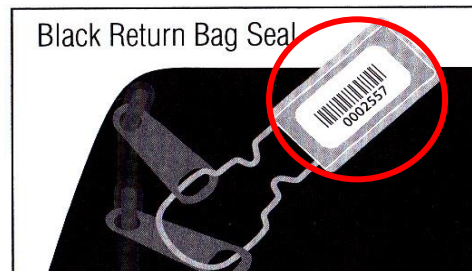
Black Return Bag, White Return Box—to receiving station



WHITE BOX



BLACK RETURN BAG



WHITE BOX CONTENTS

- 1st copy of Official Results Report with Consolidation and Transmission Receipts
- Memory Cartridge
- Memory Pack
- Verizon air card
- Compact Flash Card from E-poll book

BLACK RETURN BAG CONTENTS

- White Box goes inside Black Return Bag
 - Completed Applications for Ballot spindle with Correction report
 - Completed Oaths, Affidavits, and Credentials
 - Judge Pay Voucher
 - Payroll Card
 - Investigator Sign-in sheet
 - ESC keys and seal cutters
 - Seal Accountability Forms and broken / seal used seal bag
- Pollwatcher Note—The Seal Number on the Black Return Bag



ILLINOIS BALLOT INTEGRITY PROJECT

Make Every Vote Count . . . Count Every Vote

1433 W. Thome - Chicago, IL 60660 - 773/338-3564

<http://ballot-integrity.org> - contact@ballot-integrity.org

Please fill in the Incident Reports found in the

[Pollwatcher Toolkit](#)

With all pertinent information during the election

An Affidavit

Also in the toolkit is

Useful to document a problem with personnel,
voter disenfranchisement, or a machine
malfunction

According to the election
code—

An election judge does not
have to post a poll tape if a
pollworker isn't present

So your presence is VITAL!

Pollwatchers—
Please route the
Incident Reports
to a central location

fax to your organization's phone number
blog online at [IL Ballot Integrity](#)
phone to national headquarters
1-866-OUR VOTE

POLITE POLL ETTIQUETTE

Please talk to Judge first, rather than direct your conversation to the voter!

I'm sorry, I see here the election code states:

I know that it may be difficult to determine the correct ballot, but I couldn't help but see that:

I wonder if this Ballot Entitlement sheet from the ILSBOE might be of any help

I do not mean to interfere but the voter doesn't need a photo ID:

I know you were busy, but I noticed that the last ballot wasn't initialed

May I please see the voter list when you have the time

Could you please tell the voter that cell phone use is not to be used in the poll booth

But Wait...
**THERE'S
MORE!**

*Any time you see the blue box—it's a
Hyperlink*

So...you know what to do.....

Click on the Hyperlink

THEN....

Hit OK.

TRY THIS ONE!



[Pollwatcher Toolkit](#)

And Below is the Chicago Board of Elections Judges Manual

[Table of Contents](#)

[Chapter 1--Information about Judges of Election and Polling Place Administration](#)

[Chapter 2--Who's Allowed in the Polls](#)

[Chapter 3--Voting Equipment](#)

[Chapter 4--Check Election Supplies](#)

[Chapter 5--Setting up the Polling Place](#)

[Chapter 6--During Voting Hours](#)

[Chapter 7--Closing the polls](#)

[Election Terms](#)

[Troubleshooting Guide for E-Poll Book, Ballot Scanner, Touchscreen Unit, Voter Card Activator,](#)

[Emergency Instructions: What if the Ballot Scanner Stops Working During Election Day, Emergency](#)

[Instructions:What Happens to the Ballots that Were Dropped into the ESC Ballot Box, Forms](#)

[Index](#)

But Wait...
**THERE'S
MORE!**

Take the pollwatcher's challenge



SEE Ballot Entitlement Page

1. Ivana Voat fell on hard times and moved on the Mag-Mile to the Trump Tower County BEFORE January 24th and DID NOT re-register
What type of ballot should she have and what can she do?
 - A. She cannot vote—No ballot can be issued
 - B. She can go shopping for shoes
 - C. Both A & B

Answer: C—She moved out of the voting precinct from Mag Mile to Trump Tower. She CANNOT go back to vote to Chicago to vote

2. I. Noel Meyerites, a retiree, downsized and moved to a smaller home within the same precinct. He has lived in the new house since January 26th. He was so busy and tired from moving that he didn't re-register. He has a "change of address" receipt from the post-office and a bill from moving company. What type of ballot should be issued to him?
 - A. He can vote a full ballot at the poll in the same precinct
 - B. He must vote provisionally

Answer: A—He can prove his new address with two forms of ID

Ballot Entitlement (continued)

3. Anita Newone moved in January 25th out of the precinct into a new condo. She did not re-register. What type of ballot can she have?
- A. She can vote a full ballot at her old precinct
 - B. She cannot vote

Answer: A—Whether you moved across Illinois or next door less than 30 days before the election, if you DID NOT re-register to vote, you can vote a FULL ballot in your OLD PRECINCT.

4. Ernest TaVote is registered voter and he did not move. He is not on the voter list. What are his options?
- A. He can vote provisionally
 - B. He should be told to follow up to see if his vote was counted
 - C. He shows 2 valid IDs with his current address
 - D. He should be told to re-register
 - E. All of the above

Answer: E—Unfortunately, many people may be taken off the voter rolls who are registered voters. Provisional ballots are the only option.

Ballot Entitlement (continued)

5. Bud Light is a registered voter. His name does not appear to be on the voter rolls. Thinks he voted here last time. What are his options?

- A. Can vote provisionally
- B. Determine if he is on the voter rolls in a different precinct
- C. He cannot vote

Answer: B—MANY locations of precincts have changed since the last election. Judge should determine what poll location to send the voter

6. Sally Swift was recently married to Luke Newcomb in June. She hyphenated her name to Sally Swift-Newcomb. She lives in the same precinct. She did not re-register to vote. What are her options?

- A. She can vote provisionally
- B. She can vote a full ballot at the same poll
- C. She cannot vote

Answer: B—As long as voter who changed their name resides in the same precinct they can vote a full ballot regardless of date

7. Darrell Licht, changed his name to Darrell Neal Licht and moved to a new precinct in the Chicago. He did not re-register. What type of ballot can he have?

- A. He can vote a Full Ballot.
- B. He can vote a Provisional Ballot
- C. He cannot vote

Answer: C. Unfortunately, Darrell cannot vote, since he moved out of the precinct, and changed his name.



**somebody
paid the
price for
your
right**



register/vote

© Photo: [unreadable]





Ukraine—2004 protest of Election



Mexico—2012 Protest of Election

US—2016 Protest of Election?

